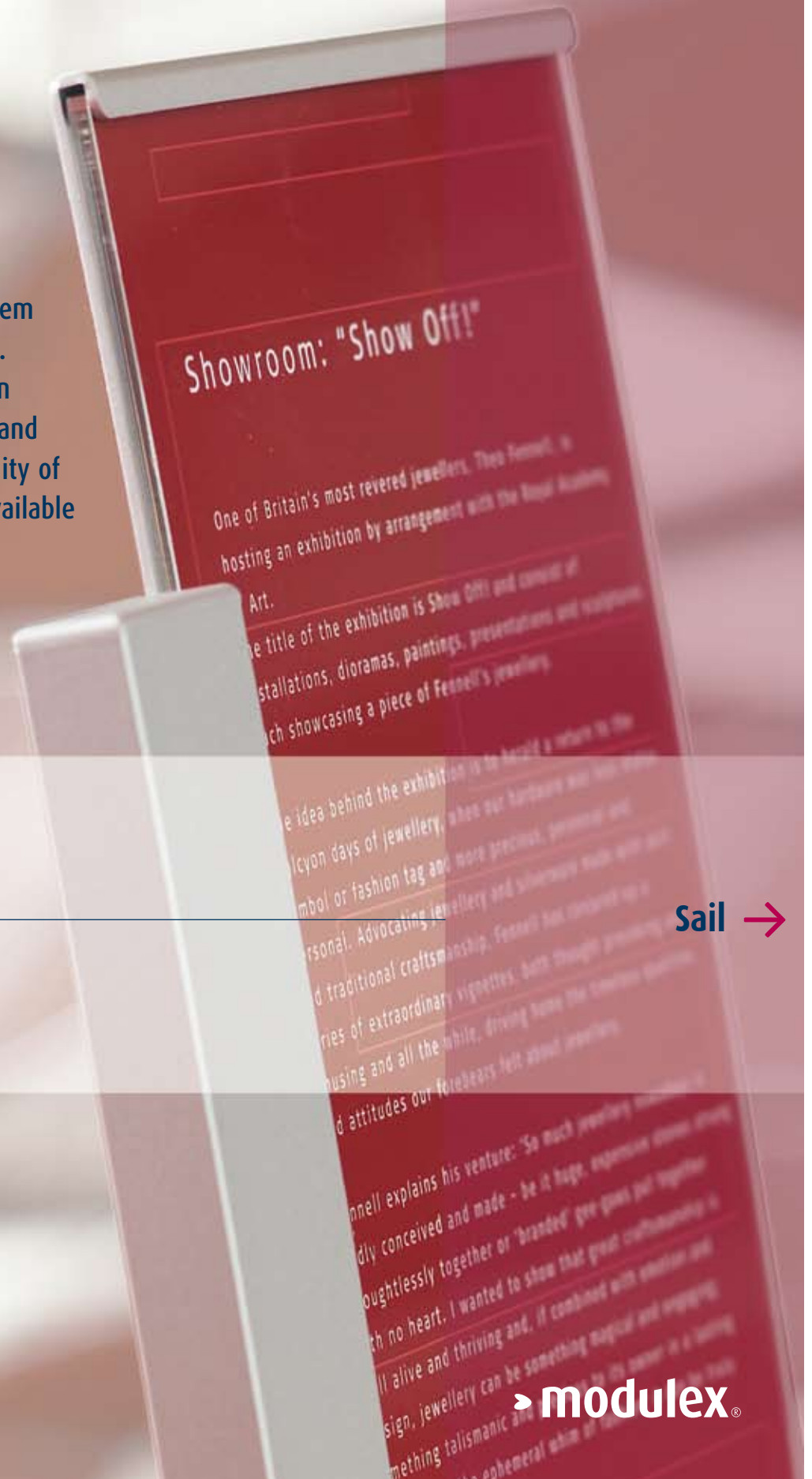



Sail

Sail is a high-quality sign system designed for modern interiors. Originally developed for use in Daimler Chrysler showrooms, and engineered to reflect the quality of Mercedes Benz, Sail is now available to all.



Sail →

► modalex®



Offering a flexible range of free standing floor and desk signs, Sail is particularly effective in open plan areas. Its distinctive curved form and quality design, expressed in metal and glass, offer an elegant solution to signing in modern, open, glazed interiors.

How do you sign an open space?

Many of today's modern interiors, open in plan and fully glazed, can offer the designer very limited opportunities for the support of conventional wall mounted signs.

The free standing floor and desk signs in the Sail range offer an ideal solution, allowing every sign to be located exactly where it is needed.

Engineered to perfection


Like all our products, Sail is manufactured to the highest standards in our state-of-the-art Danish facility.

We are proud of our reputation for quality and work hard to improve it. Nobody in the sign business does this better than Modulex.

Design matters

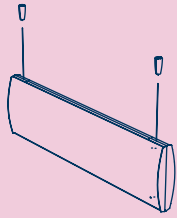
The combination of curved form and tempered glass provides the designer with an effective solution to the often difficult problem of the information monolith.

These things often look ugly and get in the way, but a Sail monolith, elegant and translucent, looks good and does the job in style.



Sail →

› modulex®




Suspended sign




Wall mounted paperflex



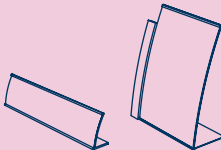
Wall mounted



Wall mounted



Monolith glass and Monolith permanent



Desktop and Countertop

Design

Sail has been inspired by the world of the automobile.

The combination of curved glass and metal, fine detailing, and impeccable finishing evokes the quality engineering and outstanding performance associated with Mercedes Benz.

Translucent, flexible and elegant, the Sail range looks at home in quality modern environments.

The metal support at the left side of Sail always comes with a satin silver paint finish. This element lends stability and visual character to the design and consistently emphasises the family identity across the range.



For more information:

www.modulex.com